

MONTHLY MEMBERSHIP PROGRESS REPORT

District A 5

Results as of: 10/31/2023

GMT:

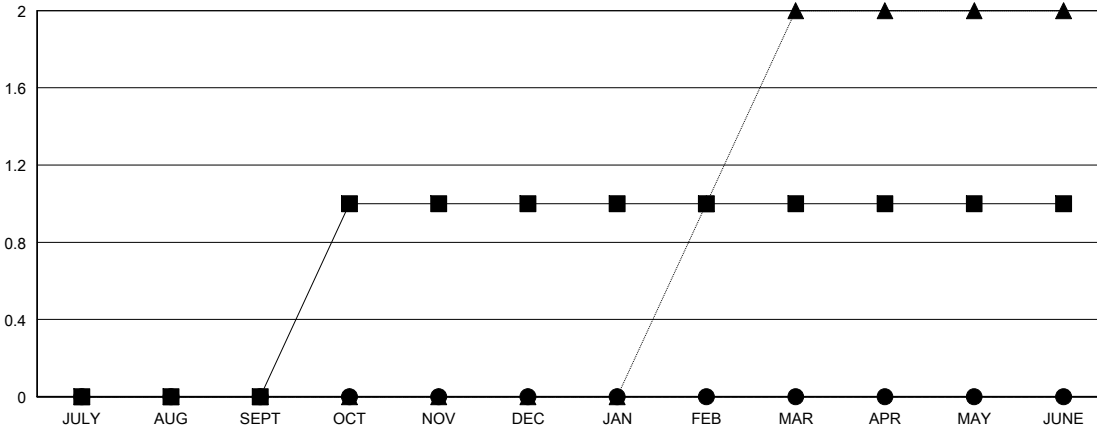
LOCATION ONTARIO

GMT CA

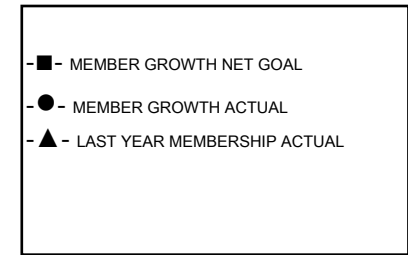
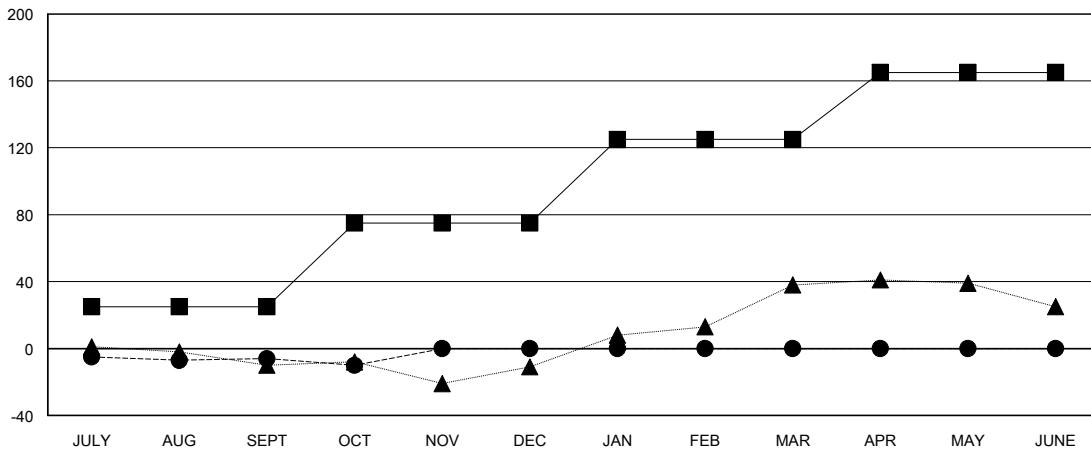
Clubs			
RESULTS FOR 2023-2024			
QUARTER	NEW CLUB GOAL	NEW CLUBS	DROPPED CLUBS
JULY/AUG/SEPT	0	0	0
OCT/NOV/DEC	1	0	0
JAN/FEB/MAR	0	0	0
APR/MAY/JUNE	0	0	0

Members			
RESULTS FOR 2023-2024			
QUARTER	MEMBER GROWTH NET GOAL	MEMBER GROWTH ACTUAL	DROPPED MEMBERS ACTUAL (including transfers)
JULY/AUG/SEPT	25	20	25
OCT/NOV/DEC	50	12	15
JAN/FEB/MAR	50	0	0
APR/MAY/JUNE	40	0	0

GOALS AND ACTUAL NEW CLUBS CUMULATIVE



GOALS AND ACTUAL MEMBERS CUMULATIVE



DROPPED CLUBS: 0	18 CLUBS OF 52 ADDED 1 OR MORE NEW MEMBERS	GENDER DISTRIBUTION MALE 573 (52.14%) FEMALE 526 (47.86%)
DROPPED MEMBERS DECEASED 7 CLUB CANCELLED 0 OTHER 33 TOTAL 40	CLICK HERE FOR CUMULATIVE MEMBERSHIP DATA	TOTAL FAMILY UNIT MEMBERS 219 FAMILY MEMBERS PAYING HALF DUES 113